


# **Lutherlyn Mini Trial**



**OFFICIAL  
RULE BOOK**

**Updated May 24, 2011**

---

## TABLE OF CONTENTS


---

GOVERNING RULES.....	1
MEMBERSHIP.....	1
<b>Annual Fee</b> .....	1
<b>Annual Term</b> .....	1
<b>Non-Members</b> .....	1
<b>Points Toward Year End Awards</b> .....	1
DEFINITIONS.....	1
<b>Sections</b> .....	1
Horse Section.....	1
Rider Section.....	1
<b>Divisions</b> .....	2
Training.....	2
Novice.....	2
Beginner Novice.....	2
Starter.....	2
Very Green.....	2
Intro.....	2
<b>Competitor Classifications</b> .....	3
Junior.....	3
Senior.....	3
Example.....	3
Amateur.....	3
Professional.....	3
NUMBER OF COMPETITORS.....	4
<b>Sections</b> .....	4
Maximum.....	4
Minimum.....	4
Combining Mini Trial Sections.....	4
Combining Combined Test Classes.....	4
Combining Dressage Schooling Show Classes.....	5
AWARDS.....	5
<b>Mini Trial</b> .....	5
<b>Combined Test</b> .....	5
<b>Schooling Dressage Show</b> .....	5
<b>Breaking a Tie</b> .....	5
Mini Trial with Timed Cross Country.....	5
Mini Trial with No Timed Cross Country.....	5
Combined Test.....	6
Schooling Dressage Show.....	6
YEAR END AWARDS.....	6
<b>Eligible Sections</b> .....	6

Points Summary.....	6
Points Formula.....	7
DATES .....	7
Opening Date.....	7
Closing Date .....	7
FEEES .....	7
Entry Fees .....	7
Late Fees .....	7
Change Fees .....	7
Refund Fees .....	8
Substitution Fees .....	8
Unpaid Fees .....	8
SCHOOLING.....	8
Dressage .....	8
Cross Country.....	8
Stadium.....	8
MULTIPLE RIDES.....	8
DRESSAGE PHASE .....	9
Introduction.....	9
Paddock Check-In.....	9
Ring Size .....	9
Acceptable Equipment .....	9
Bits .....	9
Martingales.....	9
Saddles .....	9
Tests .....	9
Readers.....	10
Whips and Spurs .....	10
Wraps and Boots.....	10
CROSS COUNTRY PHASE .....	10
Introduction.....	10
Paddock Check-In.....	10
Acceptable Equipment .....	10
Bits .....	10
Martingales.....	10
Saddles .....	10
Test.....	11
Whips and Spurs .....	11
Wraps and Boots.....	11
STADIUM PHASE.....	11
Introduction.....	11

<b>Paddock Check-In</b> .....	<b>11</b>
<b>Acceptable Equipment</b> .....	<b>11</b>
Bits .....	11
Martingales.....	11
Saddles .....	11
Test.....	11
Whips and Spurs .....	11
Wraps and Boots.....	12
<b>ATTIRE</b> .....	<b>12</b>
<b>Dressage and Stadium</b> .....	<b>12</b>
Mandatory.....	12
Recommended.....	12
Acceptable .....	12
<b>Cross Country</b> .....	<b>12</b>
Mandatory.....	12
Recommended.....	12
Acceptable .....	12
<b>SCHOOLING DRESSAGE SHOW RULES</b> .....	<b>12</b>
<b>Introduction</b> .....	<b>12</b>
<b>Exceptions</b> .....	<b>12</b>
<b>COMBINED TEST SHOW RULES</b> .....	<b>13</b>
<b>Introduction</b> .....	<b>13</b>
<b>GROUNDS FOR ELIMINATION</b> .....	<b>13</b>
<b>Introduction</b> .....	<b>13</b>
<b>In All Phases</b> .....	<b>13</b>
<b>Dressage (specific to the phase)</b> .....	<b>13</b>
<b>Cross Country (specific to the phase)</b> .....	<b>13</b>
<b>Stadium (specific to the phase)</b> .....	<b>14</b>
<b>Exceptions - Unauthorized Assistance*</b> .....	<b>14</b>
<b>Definition of Dangerous Riding</b> .....	<b>14</b>
<b>PENALTY POINTS</b> .....	<b>14</b>
<b>Dressage</b> .....	<b>14</b>
<b>Cross Country</b> .....	<b>15</b>
<b>Stadium</b> .....	<b>15</b>
<b>TIME CALCULATIONS</b> .....	<b>15</b>
<b>Cross Country and Stadium</b> .....	<b>15</b>
Introduction .....	15
Optimum Time.....	15
Speed Penalty Time .....	16
Time Limit .....	16

Example for Cross Country .....	16
Calculations for Cross Country .....	16
Example for Stadium .....	16
Calculations.....	17
<b>EXAMPLES OF ABUSE OF A HORSE (FROM THE USEF RULE BOOK) .....</b>	<b>17</b>
<b>Abuse</b> .....	<b>17</b>
<b>Whip</b> .....	<b>17</b>
Reason.....	17
Time.....	17
Place.....	17
Severity.....	18
<b>Spurs</b> .....	<b>18</b>
<b>Bit</b> .....	<b>18</b>
<b>SPECIFICATIONS TABLE.....</b>	<b>19</b>
<b>EXAMPLE OF ACCEPTABLE BITS .....</b>	<b>20</b>
<b>EXAMPLE OF ACCEPTABLE NOSEBANDS.....</b>	<b>21</b>
<b>TACK CHANGES.....</b>	<b>22</b>



## GOVERNING RULES

The Organizers of the Lutherlyn Mini Trial have compiled the following rules and recommendations to help competitors and spectators better understand the regulations associated with a mini trial.

The Mini Trial will be run according to USEquestrian Federation (USEF) and NEOMTS rules that apply. If a rule in the Lutherlyn rule book is in conflict with a USEF rule, the NEOMTS rule supersedes the USEF rule. If a Lutherlyn rule is in conflict with a NEOMTS rule the Lutherlyn rule supersedes the NEOMTS rule.

This event is designed as a learning experience. These rules have been defined to keep competitor's safe. If there is a situation that a rule does not address, the Organizer's will make a ruling at the time of the action in question. The Organizer's decision is final.

## MEMBERSHIP \* NOT APPLICABLE FOR LUTHERLYN \*

### **Annual Fee**

The annual membership fee is \$25. The membership expires on December 31st of the competition year. Any fees paid during the competition year will not be pro-rated. Membership forms are available on the NEOMTS website.

### **Annual Term**

The annual membership term runs January 1st through December 31st of the competition year.

### **Non-Members**

Non-members may compete at any Mini Trial. Points will not be awarded towards year end awards.

### **Points Towards Year End Awards**

Year end points don't begin accumulating until time of payment for membership. For the Horse division, the points will follow the horse. For the Rider division, points will follow that horse and rider combination.

## DEFINITIONS \* NOT APPLICABLE FOR LUTHERLYN \*

### **Sections**

Each division is divided into two sections: Horse and Rider.

#### **Horse Section**

The Horse section is for less experienced horses. Any level rider may compete in this section including professionals. The Horse section is designed to give the horse more experience.

#### **Rider Section**

The Rider section is for competitors with limited experience. The inexperienced rider may compete on any level horse, including the well trained, experienced horses. This section is designed to give the rider more experience. Professionals may not compete in the Rider section.

## **Divisions**

**Training:** COMBINED TEST: The training division is recommended for competitors who have successfully competed a year or more at the novice level. Pony Club recommendation: A's, B's, C-3's. Stadium fences may be over 5' wide at the base, and 3'3" high. See the specification's table on page 19. The stadium course will emulate a jumper course. Penalty points will be accrued for going too fast or too slow in stadium. (maximum heights/widths will probably not be reached)

### **Novice**

The Novice division is recommended for horses and riders who are confident cantering and jumping obstacles. This is a standard USEA division. Pony Club recommendation: C-2's, strong C-1's. The cross country may include banks, water, ditches and drops. The stadium course will emulate a jumper course. Penalty points will be accrued for going too fast or too slow on cross country and too slow in stadium.

### **Beginner Novice**

The Beginner Novice division is recommended for horses and riders who are confident catering and jumping obstacles. This is a standard USEA division. Pony Club recommendation: C-1's, strong D-3's. the cross country may include up banks, water and ditches. The stadium course will emulate a basic jumper course. Penalty points will be accrued for going too fast or too slow on cross country and too slow in stadium.

### **Very Green**

The Very Green division is recommended for lower level riders with basic jumping skills, or inexperienced horses. Pony Club recommendation: D-2's. the dressage test consists of walk, trot and twenty meter circles. The cross country and stadium courses consists of straight forward jumping efforts. The courses are usually the same as Starter. Penalty points will be accrued for going too fast on cross country. Stadium is not timed. Dressage readers are permitted.

### **Intro**

The Intro division is recommended for lower level riders who would like an introduction to eventing, or for inexperienced horses. Pony Club recommendation: D-2's, strong D-1's. The dressage test consists of walk, trot and twenty meter circles. The cross country course and stadium course may be completed at the walk, trot or controlled canter or a combination of the three. Every fence is designed to be walked over. Penalty points will be accrued for going too fast on cross country. Stadium is not timed. The stadium course will consist of small cross rails, verticals, and brush boxes. Dressage readers are permitted.

In the Intro division, Unauthorized Assistance (UA) will be allowed in cross country and stadium. The competitor will receive a one time assessment of 50 penalty points, even if UA occurs multiple

times. Acceptable UA includes entering the cross country and/or the stadium course to coach. In extreme cases, the trainer may attach a lead line to the competitor's horse. A competitor may not receive UA during their dressage test. A dressage reader is permitted, but, may not offer coaching or assistance. UA during dressage is grounds for elimination.

## **Competitor Classifications**

### **Junior**

A competitor is classified as a Junior through the end of the calendar year of their 18th birthday.

### **Senior**

A competitor is classified as a Senior from the beginning of the calendar year of their 19th birthday.

### **Example**

Jane turns 18 years old on July 1, 2011. She may compete as a Junior for all of 2011. Starting in 2012, Jane must compete as a Senior.

### **Amateur**

Regardless of a competitor's equestrian skills and/or accomplishments, an Amateur is a senior rider whose remuneration from the activities listed below does not exceed \$2500 in either the preceding or current calendar year.

1. Accepts remuneration:
  - a. For riding, driving, showing, training, schooling or conducting clinics or seminars.
  - b. For giving riding or driving lessons, lessons in showmanship, instructions in equitation or horse training.
  - c. For horse board, prize money or objects of more than \$300.
  - d. Exception: Persons acting as counselors at summer camps, who are not hired in the exclusive capacity of riding instructors and persons giving instruction and training to the handicapped are excluded.

The following activities do not effect the amateur status of a person who is otherwise qualified:

1. The writing of books or articles pertaining to horses.
2. Accepting remuneration for officiating as a judge, steward, technical delegate, course designer, announcer or participating as a TV commentator, or accepting bona fide remuneration for services as a vet, groom, farrier, tack shop operator or breeder, or for accepting bona fide remuneration for boarding services.
3. Accepting reimbursement for expenses without profit.
4. Having the occupation of vet, groom or farrier.
5. Owning a tack shop, breeding or boarding stable in itself (i.e. rents facility/buildings to a trainer)
6. Any person who is serving an internship for college credit through his/her respective, accredited college program, and who has never held professional status, can accept reimbursement for expenses without profit.

### **Professional**

If a competitor does not qualify as an Amateur, they are classified as a Professional.

## NUMBER OF COMPETITORS

---

### Sections

#### Maximum

The recommended maximum number of competitors in a section is twelve (12), but, the Organizer may choose to have greater than that. For sections with less than 12 competitors, the Organizer may choose to split a section.

*NOTE: The Organizer uses their discretion on how to split a section. For example, an Organizer may split groups into Jr and Sr or Jr (under 12) and Jr (12 and over). It is important for junior competitors to enter their birth date on the entry form. If the birth date is left blank, the organizer will assume that the Junior is 18 years old.*

#### Minimum

There is no minimum per section required. The Organizer may run a section with one competitor or may combine two sections.

#### Combining Mini Trial Section

**\* NOT APPLICABLE FOR LUTHERLYN\***

The Organizer may combine sections (i.e. Horse and Rider) to create one section. The scoresheet must list which section the competitor entered. The section will be placed as one group. The year end points will be calculated as one group, then separated out and applied to the appropriate section.

For example:

Novice Horse & Rider

HORSE	LAST NAME	FIRST NAME
Sparky (NH)	Smith	Lori
Fluffy (NR)	Doe	Jack

#### Combining Combined Test Classes

Combined Test classes may be combined, at the discretion of the Organizer.

For example:

CT-Preliminary & CT-Training

HORSE	LAST NAME	FIRST NAME
Sparky (CT-P)	Smith	Lori
Fluffy (CT-T)	Doe	Jack

### **Combining Dressage Schooling Show Classes**

Dressage classes may be combined with similar dressage tests, at the discretion of the Organizer.

For example:

Beginner Novice Test A & Training Level Test 1

<b>HORSE</b>	<b>LAST NAME</b>	<b>FIRST NAME</b>
Sparky (BN-A)	Smith	Lori
Fluffy (TrLvl-1)	Doe	Jack

## **AWARDS**

---

### **Mini Trial**

First through sixth place ribbons are awarded at the completion of a section (all three phases). Ribbons are not awarded for each phase. A trophy or gift is awarded to each first place Mini Trial competitor. The competitor with the lowest total score in their section, after all three phases are completed, is classified as the winner of that section.

### **Combined Test**

First through sixth place ribbons are awarded at the completion of a combined test class. Ribbons are not awarded for each phase. The competitor with the lowest total score in their class, after both phases are completed, is classified as the winner of that class.

### **Schooling Dressage Show**

First through sixth place ribbons are awarded at the completion of a dressage class.

### **Breaking a Tie**

All mini trial divisions will be timed in the cross country phase. New optimum time speeds have been defined for Starter, Very Green and Intro. See Specifications Table. In Starter, VG and Intro, the optimum time is used for tie breaking purposes only. Penalty points will not be accrued for going too slow, but, will be accrued for going too fast.

### **Mini Trial with Timed Cross Country**

The tie is not broken until all three phases are completed. The scorer will choose the competitor that has the best overall cross country score to break the tie. If the cross country scores are the same (i.e. both competitors went clean), the scorer will then look at the rider that came closest to the cross country optimum time without going over. If that still doesn't break the tie, competitors will remain tied and may flip for the ribbon.

### **Mini Trial with No Timed Cross Country**

Not applicable. All cross country divisions are timed. See above.

### **Combined Test**

The tie is not broken until both phases are completed. the scorer will choose the competitor that has the best overall stadium score. If the stadium scores are the same (i.e. both competitors went clean), the scorer will then look at the rider that came closest to the stadium Optimum Time without going over. If the competitors are still tied, the scorer will flip a coin to determine the winner.

### **Schooling Dressage Show**

Scores (percentages) must be listed out to three decimal points. If the competitors are tied, the scorer will review the General Impressions from the dressage test to break the tie. if the competitors are still tied, the scorer will flip a coin to determine the winner.

YEAR END AWARDS \* NOT APPLICABLE FOR LUTHERLYN \*

### **Eligible Sections**

Year end awards are available in all Mini Trial divisions. To better track points for the year end awards, please use the same horse name & rider name for every Mini Trial. In the 'horse' division the points will follow the horse and in the 'rider' division, the points will follow the horse/rider team.

Points will accumulate for 1st through 6th place (see chart on page 7). If a rider switches horses, the points accumulated with the previous Team will NOT transfer to the new Team. The new Team will then start to accumulate points. It is not required to attend every mini trial to qualify for a year end award. It is required to be a NEOMTS member to be eligible for year end awards.

The show results are submitted by the organizer no more than 14 days after the show date. If an Organizer does not submit the results on time, those placings will NOT count towards year end awards.

Placings count towards Up & Over Year End Awards ([www.upandoverequestrian.com](http://www.upandoverequestrian.com)) as well as Western PA Eventing Association ([www.wpea-eventing.org](http://www.wpea-eventing.org)) Membership is required to qualify for both groups year end awards as well.

### **Points Summary**

Points are earned on a weighted scale. The greater the number of starters, the greater the number of points earned from that class.

The definition of a "Starter" is any competitor that attempted dressage. Even if the competitor was eliminated or withdrew from dressage, they are counted as a Starter. A "No Show" or a "Scratch" is NOT counted as a Starter.

## Points Formula

S = number of starters in a section.

No. of Starters: 5 and under	
PLACE	POINTS
1	5
2	3
3	2
4	1

No. of Starters: 6 - 10	
PLACE	POINTS
1	7
2	5
3	4
4	3
5	2
6	1

No. of Starters: 11 - 15	
PLACE	POINTS
1	9
2	7
3	6
4	5
5	4
6	3

No. of Starters: over 15	
PLACE	POINTS
1	11
2	9
3	8
4	7
5	6
6	5

## DATES

---

### Opening Date

The Opening Date is published in the prize list. It is the first date that an Organizer will accept entry forms. The Organizer uses the United States Postal Service (USPS) post mark date, located on the entry form envelope to determine if any entry falls between the Opening and Closing dates. Any envelopes dated prior to the Opening Date will not be accepted.

### Closing Date

The Closing Date is published in the prize list. It is the last date that an organizer will accept entry forms. The Organizer uses the USPS post mark date, located on the entry form envelope to determine if any entry falls between the Opening and Closing dates. Any envelopes dated after the Closing Date will be classified as a late entry. If entries warrant, an Organizer may accept a late entry.

## FEES

---

### Entry Fees

Entry fees must be received with the entry form. The fee schedule is located in Prize List.

### Late Fees

Late entries may be accepted after the closing date if space is available. A \$20.00 late fee check must accompany the entry form.

### Change Fees

A change fee of \$10 must be paid to change a division, section, horse or rider after an entry is received after the closing date.

### **Refund Fees**

**NO REFUNDS** will be given for any entry fees or stabling fees if the Organizer is notified after the closing date. A refund less \$10.00 will be made if the Organizer is notified before the closing date. Acceptable forms of notification are E-mail and phone call including voicemail.

### **Substitution Fees**

Competitors may find another horse/rider to be substituted in the scheduled division/time slot. A substitution fee of \$10 must be paid prior to the show. The Organizer will not refund the entry fee to the scratched competitor. The substituted competitor and the scratched competitor may work out their own financial arrangement.

### **Unpaid Fees**

If a competitor has an unpaid balance from a mini trial, that Organizer will notify all the Organizers of the past due amount. The competitor will not be allowed to enter any other mini trial(s) until the balance is paid in full.

This includes any unpaid balances incurred from faxed entries, e-mailed entries or phoned entries and for change fees, substitution fees, schooling fees or stabling fees.

## **SCHOOLING**

---

### **Dressage**

Schooling is **NOT** permitted in or around the dressage ring on the Friday or Saturday before the Mini Trial. A competitor may be eliminated for breaking this rule.

### **Cross Country**

Cross Country schooling is available the day before the Mini Trial (weather permitting). Schooling may be limited due to footing. Please call the Organizer or check the website to verify schooling is available. Riders **MUST** check in with secretary to verify release forms are signed, fees are paid and to receive a number prior to entering the cross country course. No rider will be allowed on the course without a pinny/number. Only **FLAGGED** fences may be jumped. Walking the course before schooling is strongly recommended. Protective vests are mandatory. ASTM/SEI approved helmets are required while mounted. All riders must be accompanied by an adult/ground person.

### **Stadium**

Schooling may be offered on a show by show basis. Verify with the prize list or on the website to see if schooling is available.

## **MULTIPLE RIDES**

---

A rider may compete on different horses. A horse may have multiple riders. The entry form must state that a horse has multiple riders. Do not change the horse's show name.

A horse/rider combination ("Team") may only compete in one division at a Mini Trial. A Team may enter multiple schooling dressage show classes or a combined test class.

To better track "Team" points for year end awards, please use the same horse name & rider name for every Mini Trial.

## **DRESSAGE PHASE**

---

### **Introduction**

The dressage ring is not open for schooling. Spectators must remain 20 feet from the show ring. No one may approach the judge while they are working. No one, other than a reader, may speak to a rider while competing in the dressage ring.

### **Paddock Check-In**

Please check-in with the dressage paddock person at least 20 minutes before your scheduled ride time. They may verify your bit is legal. You may be eliminated for missing your dressage ride time. Any additional instructions will be given to the competitor at that time.

### **Ring Size**

All dressage tests are ridden in a small ring (20m x 40m)

### **Acceptable equipment**

#### **Bits**

##### **Standards**

Single joint snaffles (i.e. loose-ring snaffle, eggbutt snaffle, dee-ring snaffle), double jointed snaffles (i.e. french snaffle), full cheek snaffles (with or without keepers), snaffle with upper or lower cheeks, unjointed snaffle (i.e. mullen mouth), Baucher, Dr. Bristol, Fulmer or Happy Mouth.

##### **Exceptions**

Any bit acceptable in the Intro & Very Green divisions.

#### **Martingales**

##### **Standards**

No standing martingales or draw reins are permitted in the dressage ring or warm up area. Running martingales are permitted in dressage warm-up only.

##### **Exceptions**

Grass reins, standing/running martingales are permitted in the Intro & Very Green Divisions.

#### **Saddles**

##### **Standards**

Any English saddle is permitted.

#### **Tests**

##### **Standards**

Tests are defined in the Prize List and must be ridden from memory.

**Readers**

Readers are permitted for Intro & Very Green. Readers may not coach or assist the competitor during their dressage test. This is classified as Unauthorized Assistance and is grounds for elimination.

**Whips and Spurs**

A whip/crop (length: 47.2" or less) and spurs (length: 1-3/8" or less) are permitted in warm-up and in the show ring.

**Wraps and Boots**

Polo wraps and/or boots are not permitted in the dressage ring. They may be used in the warm-up area.

**CROSS COUNTRY PHASE**

---

**Introduction**

The cross country course is available for schooling the day before the mini trial. Protective vests and ASTM/SEI helmets are mandatory. Please wear medical armbands while schooling and competing. The cross country course is open for competitors and spectators to walk at all times. Please pay attention when on the cross country course. The horse always has the right of way. If a horse is approaching a fence, spectators - please move out of the way.

**Paddock Check-In**

Please check in with the cross country paddock person at least 10 minutes before your scheduled ride time. Do not miss your cross country time. Any additional instructions will be given to the competitor at that time.

**Acceptable equipment****Bits**

Any bit is acceptable.

**Martingales****Standards**

Running martingales are permitted on cross country.

**Exceptions**

Grass reins, standing/running martingales are permitted in the Intro & Very Green divisions.

**Saddles**

Any English type saddle is permitted.

**Test**

Cross country course must be ridden from memory. Outside assistance is forbidden. Rider may be eliminated.

**Whips and Spurs**

A whip/crop (length: 30" or less) and spurs (length: 1-3/8" or less) are permitted in warm-up and on course.

**Wraps and Boots**

Bell boots and jumping boots are permitted. Polo wraps are strongly discouraged.

**STADIUM PHASE**

---

**Introduction**

The stadium course must be ridden during the assigned time frame. The course is open for competitors to walk at designated times. Circling anywhere during stadium counts as a refusal (one refusal per circle). If rider hasn't gone through the start flags within 45 seconds after the signal (bell or whistle) to start, time will begin.

**Paddock Check-In**

Please check in with the stadium paddock person when ready to compete. Do not miss your stadium time frame. Any additional instructions will be given to the competitor at that time.

**Acceptable equipment****Bits**

Any bit is acceptable.

**Martingales****Standards**

Running martingales are permitted in stadium.

**Exceptions**

Grass reins, standing/running martingales are permitted in the Intro & Very Green divisions.

**Saddles**

Any English type saddle is permitted.

**Tests**

Stadium course must be ridden from memory. Outside assistance is forbidden. Rider may be eliminated.

**Whips and Spurs**

A whip/crop (length: 47.2" or less) and spurs (length: 1-3/8" or less) are permitted in warm-up and in the show ring.

### **Wraps and Boots**

Bell boots and jumping boots are permitted.

## **ATTIRE**

---

### **Dressage and Stadium**

#### **Mandatory**

ASTM/SEI approved helmet

#### **Recommended**

Black hunt coat

White shirt/rat catcher

White stock tie or choker with pin

White breeches with belt and tall black boots

#### **Acceptable**

Polo shirt - must have collar and long or short sleeves (NO tank tops)

Light color breeches (i.e. tan, buff, canary) with belt

Tall dark boots with breeches – OR –

Jodphurs with paddock boots

### **Cross Country**

#### **Mandatory**

ASTM/SEI approved helmet

Safety vest

#### **Recommended**

Medical armbands

#### **Acceptable**

Light weight shirt with sleeves (NO tank tops)

Any color breeches with tall dark boots – OR –

Any color jodphurs with paddock boots

## **SCHOOLING DRESSAGE SHOW RULES**

---

### **Introduction**

Dressage show rules are the same as the Mini Trial dressage phase rules.

### **Exceptions**

Readers are permitted in the following Schooling Dressage Show classes:

I - First Level • Test of Choice

M - USDF Intro • Test A

J - Training Level • Test 1

N - USDF Intro • Test B

K - Training Level • Test 2

O - USDF Intro • Test C

L - Training Level • Test 3

## COMBINED TEST SHOW RULES

---

### Introduction

Combined Test rules are the same as the Mini Trial Dressage Rules and the Mini Trial Stadium Rules.

A competitor may enter a CT class along with a Mini Trial class or schooling dressage class. The competitor may enter the CT one-level higher than their Mini Trial division. For example, a competitor may enter Novice Rider (class 4) in the Mini Trial and Training (class 52) in the CT and any class in the dressage only show.

## GROUNDS FOR ELIMINATION

---

### Introduction

If a rider is eliminated, they may ask the Organizer for permission to participate in the remaining phases. The Organizer, after consulting with the judge(s), may grant or deny permission. The Organizer's decision is final. If permission is granted, the rider will not be judged.

### In All Phases

1. Dangerous riding. See page 14.
2. Missing your assigned ride time.
3. Unauthorized assistance (no one may talk to the competitor while in the ring)\*. See Exceptions on page 15.
4. Riding without a helmet
5. Dangerous Riding - Horse out of control (may be eliminated or penalized 25 pts)
6. Excessively reprimanding (beating) horse or yanking on mouth
7. Horse is lame

### Dressage (specific to the phase)

1. Entering ring before judge signals (whistle or bell)
2. Taking longer than 45 seconds to enter ring after judge signals
3. Horse stepping outside of ring during test (all 4 feet)
4. Using an illegal bit (except Intro & Very Green divisions)
5. Riding with illegal equipment (spurs longer than 1-3/8", whip longer than 47.2")
6. Second fall of rider

### Cross Country (specific to the phase)

1. Jumping a fence backwards (red flag must be on your right)
2. Missing a fence on course
3. Refusing 3 times at a fence. After elimination, leave course at a walk
4. Refusing 4 times total on course. After elimination, leave course at a walk
5. Missing the finish flags (must go through the flags)
6. Fall of rider
7. Fall of horse

### **Stadium (specific to the phase)**

1. Starting course before judge signals (whistle or bell)
2. Missing the start/finish flags (must go through the flags)
3. Refusing 3 times total on course. *Circling during stadium course counts as a refusal (one refusal per circle)*
4. Jumping fences in the wrong order or jumping fence backwards
5. Fall of rider
6. Fall of horse

### **Exceptions – Unauthorized Assistance\***

In the Intro division, Unauthorized Assistance (UA) will be allowed in cross country and stadium. The competitor will be assessed a one time penalty of 50 points, even if UA occurs multiple times. Acceptable UA includes entering the XC and/or the stadium course to coach or give instruction/direction (i.e. "Go through the finish flags"). In extreme cases, the trainer may attach a lead line to competitor's horse and lead them around the course.

Unauthorized Assistance is not allowed in the dressage phase. When a reader is permitted (i.e. Very Green and Intro divisions only), that reader may not coach or assist the competitor. this is grounds for elimination. A trainer may not enter the dressage ring.

### **Definition of Dangerous Riding**

Any competitor who rides in such a way as to constitute a hazard to the safety or well being of the competitor, horse, other competitors, their horses, spectators, or others will be penalized accordingly.

Any act or series of actions, that in the opinion of the organizer and/or judge(s) may be defined as dangerous riding shall be either:

1. penalized by 25 penalty points, or
2. eliminated

The Organizer or a judge may make an immediate ruling on the action. The Organizer's and/or judge's decision is final. If a rider is eliminated due to dangerous riding, they may not remount the eliminated horse.

## **PENALTY POINTS**

---

### **Dressage**

<b>Description</b>	<b>Penalty Points</b>
First error of test	2 points
Second error of test	Additional 4 points
Third error of test	Elimination

## Cross Country

Description	Penalty Points
First refusal	20 points
Second refusal	Additional 40 points
Third refusal	Elimination
Fourth refusal on the entire course	Elimination
Fall of rider (RF)	Elimination
Fall of horse (horse's hip and shoulder touch the ground) (MR)	Elimination
Willful Delay (if the division is timed for speed penalties - rider intentionally slows down after last fence so as not to incur speed penalties)	20 points
Going over the defined Optimum Time (fraction of a second is rounded up to next whole second)	0.4 per second
Going under the defined Speed Time (fraction of a second is rounded up to next whole second)	0.4 per second
Going over the Time Limit	Eliminated
Missing a fence or jumping the wrong fence (TE)	Eliminated

## Stadium

Description	Penalty Points
First refusal or circle on course	4 points
Second refusal or circle on course	Additional 8 points
Third refusal or circle on course	Elimination
Knock down of rail/fence	4 points
Fall of rider	Elimination
Fall of horse (horse's hip and shoulder touch the ground)	Elimination

## TIME CALCULATIONS

---

### Cross Country and Stadium

#### Introduction

Each course is wheeled (measured), in meters, to obtain the length. The course length and the speeds are either posted at the start box/in-gate, on the cross country/stadium map(s) or on the score board. All the times are calculated using the defined course length and speeds.

#### Optimum Time

Take the course length and divide it by the Optimum Time Speed, shown as meters per minute (mpm). Remember to convert the fractions into seconds.

### **Speed Penalty Time**

Take the course length and divide it by the Speed Penalty mpm. Remember to convert the fractions into seconds.

### **Time Limit**

Take the Optimum Time and multiply by two. A competitor must complete the course in less than the Time Limit.

### **Example for Cross Country**

Beginner Novice Cross Country

The speeds are located in the Specifications Table on page 19. At BN, the Optimum Time speed is 325mpm and the Time Penalty speed is 420mpm. (mpm=meters per minute, m=meters)

In our example, the cross country course measured 1,173m. The Organizer calculated the following times.

Length and Speed: 1,173m @325mpm  
Optimum Time: 3 mins 37 secs  
Speed Penalty Time: 2 mins 48 secs  
Time Limit: 7 mins 14 secs

Rider should complete the course within the defined time frame of 2 mins 48 secs and 3 mins 37 secs to incur no time penalties.

### **Calculations for Cross Country**

$1,173 \div 325 = 3.61$  (The .61 needs to be converted into seconds)  
 $0.61 \times 60 = 36.6$  seconds (Round up to 37 seconds)  
OT is 3 mins 37 secs

$1,173 \div 420 = 2.79$  (The .79 needs to be converted into seconds)  
 $0.79 \times 60 = 47.4$  seconds (Round up to 48 seconds)  
Speed Penalty Time is 2 mins 48 secs

$3 \text{ mins } 37 \text{ secs} \times 2 = 6 \text{ mins } 74 \text{ secs}$  (Convert 74 into seconds into 1 min 14 secs)  
Time Limit is 7 mins 14 secs

### **Example for Stadium**

Beginner Novice Stadium

The speeds are located in the Specifications Table on page 19. At BN, the Optimum Time speed is 300mpm. There is no Time Penalty speed.

In our example, the stadium course measured 352m. The Organizer calculated the following times:

Length and Speed: 352m @ 300mpm  
Optimum Time 71 secs  
Time Limit: 2 mins 22 secs

Rider should complete the course in less than 71 seconds to incur no time penalties.

#### **Calculations for Stadium**

$352 \div 300 = 1.17$  (The .17 needs to be converted into seconds)  
 $0.17 \times 60 = 10.2$  (Round up to 11 seconds)  
OT is 1 min 11 secs (or 71 secs)

1 min 11 secs x 2 = 2 mins 22 secs

### **EXAMPLES OF ABUSE OF A HORSE (FROM THE USEF RULE BOOK)**

---

#### **Abuse**

Any act or series of actions that, in the opinion of the organizer, judges or volunteers, can clearly and without doubt be defined as abuse of horses shall be penalized by disqualification. Such acts include, but are not limited to:

1. Riding an exhausted horse
2. Excessive pressing of a tired horse
3. Excessive use of whip and/or spurs, and/or bit
4. Riding an obviously lame horse

#### **Whip**

The use of the whip must be for a good reason, at an appropriate time, in the right place, and with appropriate severity.

#### **Reason**

The whip must only be used wither as an aid to encourage the horse forward, or as a reprimand. It must never be used to vent a rider's temper. Such use is always excessive.

#### **Time**

As an aid, the only appropriate time is when a horse is reluctant to go forward under normal aids of the seat and legs. As a reprimand, the only appropriate time is immediately after a horse has been disobedient, e.g. napping or refusing. The whip should not be used after elimination. The whip should not be used after a horse has jumped the last fence on a course.

#### **Place**

As an aid to go forward, the whip may be used down the shoulder or behind the rider's leg. As a reprimand, it must only be used behind the rider's leg. It must never be used overhand, e.g. a whip in the right hand being used on the left flank. The use of a whip on a horse's head, neck, etc., is always excessive use.

**Severity**

As a reprimand only, a horse may be hit hard. However, it should never be hit more than three times for any one incident. If a horse is marked by the whip, (e.g. the skin is broken), its use is excessive.

**Spurs**

Spurs must not be used to reprimand a horse. Such use is always excessive, as is any use that results in a horse's skin being broken.

**Bit**

The bit must never be used to reprimand a horse. Any such use is always excessive.



## SPECIFICATIONS TABLE

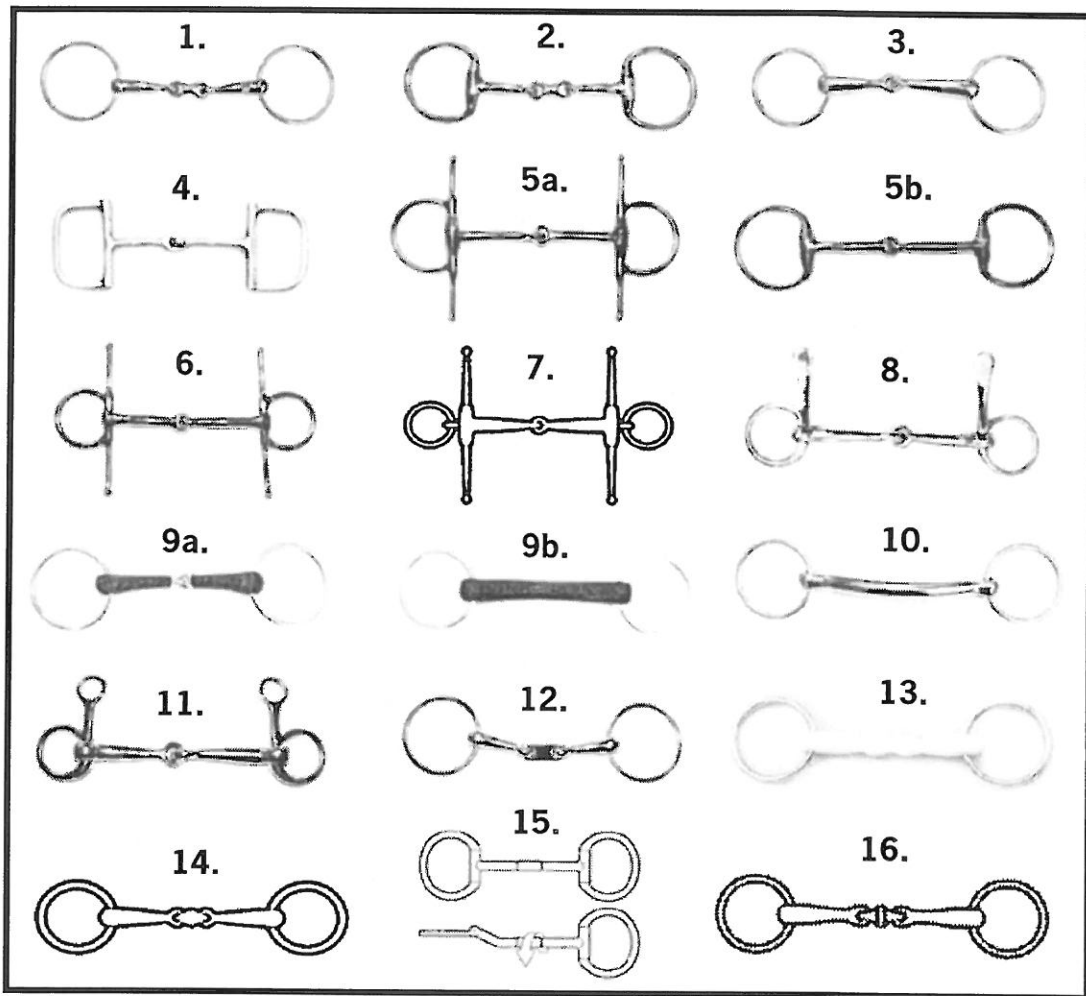
### Course and Dressage Test Specifications

	Training	Novice	Beginner Novice	Starter	Very Green	Intro
<b>Dressage</b>						
Dressage Tests	2010 Training Test A	2010 Novice Test A	2010 Beginner Novice Test B	2010 Intro Test C	2011 Intro Test B	2011 Intro Test B
<b>Cross Country</b>						
Optimum Time Speed mpm	420mpm	350mpm	325mpm	280mpm	240mpm	200mpm
Speed Penalty mpm	520mpm	450mpm	420mpm	350mpm	325mpm	300mpm
Course Length	<2400m	<2000m	<2000m	<2000m	<2000m	<1500m
# of Fences	<24	<20	<18	<16	<16	<12
Fence Heights	3'0" - 3'3"	2'7" - 2'11"	2'0" - 2'7"	1'6" - 2'0"	1'6" - 2'0"	0'6" - 1'0"
Max. Fence Widths						
Highest Pt	3'11"	3'3"	2'9"	2'0"	2'0"	1'6"
Base	5'11"	4'11"	4'0"	2'0"	2'0"	1'6"
w/o Height	7'11"	6'7"	4'0"	2'0"	2'0"	1'6"
Drops	4'7"	3'11"	3'3"	N/A	N/A	N/A
<b>Stadium</b>						
Optimum Time Speed mpm	325mpm	320mpm	300mpm	N/A	N/A	N/A
# of Fences	<12	<11	<11	<10	<10	<10
Fence Heights	3'0" - 3'3"	2'7" - 2'11"	2'0" - 2'7"	1'6" - 2'0"	1'6" - 2'0"	0'6" - 1'0"
Max. Fence Widths						
Highest Pt	3'9"	3'3"	2'9"	2'0"	2'0"	1'6"
Base	5'5"	4'11"	4'0"	2'0"	2'0"	1'6"
w/o Height	7'5"	4'11"	4'0"	2'0"	2'0"	1'6"

## EXAMPLE OF ACCEPTABLE BITS

---


1. Ordinary snaffle with double-jointed mouthpiece
2. Ordinary snaffle with double-jointed mouthpiece
3. Ordinary snaffle with jointed mouthpiece
4. Racing snaffle
5. Egg-butt snaffle: (a) with cheeks (b) without cheeks
6. Other type of snaffle with cheeks
7. Fulmer
8. Snaffle with upper cheeks only
9. Rubber or leather snaffle jointed (a) or unjointed (b)
10. Unjointed snaffle
11. Hanging cheek snaffle
12. Dr. Bristol
13. Happy Mouth (Includes loose ring, round ring, dee ring, flat ring, egg butt, and full cheek styles)
14. Ordinary snaffle with double-jointed mouth piece with lozenge
15. Ordinary snaffle with rotating mouth piece
16. Snaffle with rotating mouth piece. Only as illustrated




EXAMPLE OF ACCEPTABLE NOSEBANDS

---


Flash Noseband



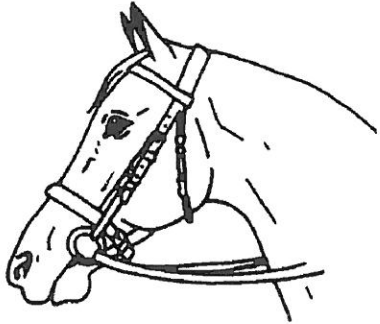
Drop Noseband



Crossed Noseband



Cavesson Noseband



## UPDATES

---

The following changes were made:

